




## MOBILE RESTROOM TRAILERS



Effective. **Solutions.**



Brought to you  
by Wells Cargo,  
the most  
respected name  
in the trailer  
business.

# Comfort Elite ADA



**Model: ADA+2**

## How We Do It

The **Comfort Elite ADA** series is specifically designed to accommodate the unique needs of disabled users. **Comfort Elite ADA** units are not just ADA accessible, but ADA compliant meeting or exceeding the permanent structure criteria as specified by the American Disabilities Act.

That's a big difference! Plus, everything you need to set-up including the railing/ramp assembly are totally self-contained. No need for separate storage units or another tow vehicle. This amazing engineering feat is accomplished by our exclusive and proprietary "one-touch" hydraulic trailer lowering system. The entire trailer smoothly and quietly lowers to the ground making long and cumbersome ramps obsolete.



**One-Touch Hydraulics**

The ADA series features the same pleasant interior styling as our other Comfort Elite trailers, but with the appropriate accommodations for disabled patrons. Choose from two different models: the 1-place ADA or the ADA+2 that includes two additional modules most commonly outfitted as standard restroom units.



**The Most Compact ADA Ramp System in the Industry**



**The 1-place ADA will compliment your current Comfort Elite fleet**



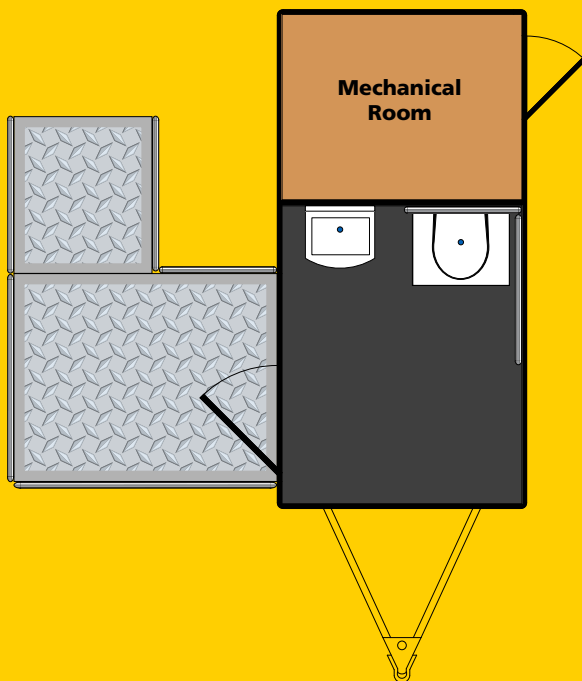
# Comfort Elite ADA Interiors



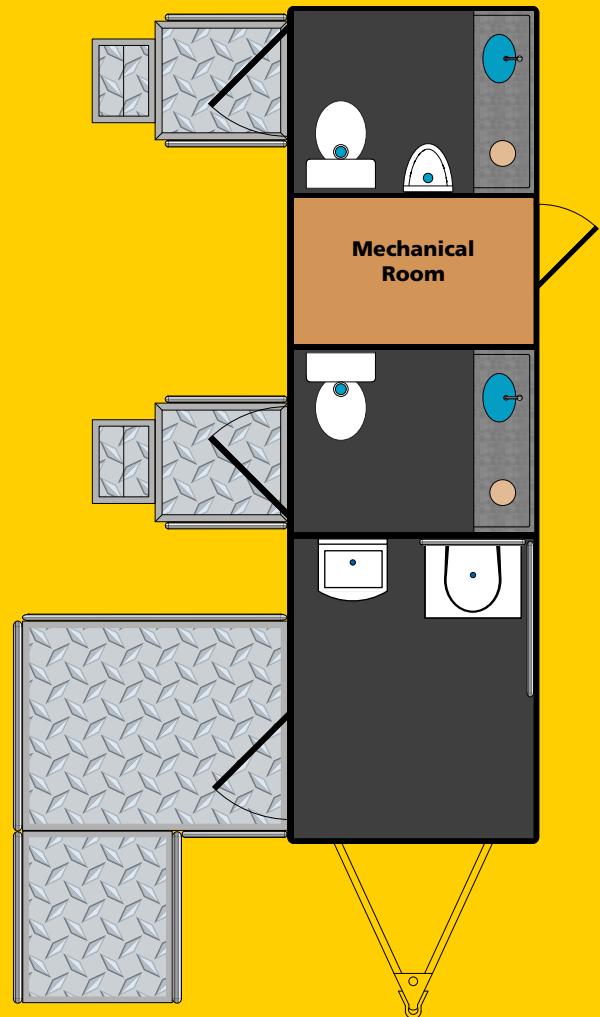
Pleasant Interior Styling with ADA Accommodations

- High clearance preformed sink (*ADA compliant*)
- Self-closing faucet with front push operation
- Soap dispenser
- Shatter proof mirror
- Ceramic china bowl toilet with wall mounted push button flush (*ADA compliant*)
- Waste water evacuation pump with built in macerator
- Toilet transfer bench for added comfort
- Toilet paper holder
- Paper towel dispenser
- Waste basket
- Smooth, mar resistant laminated interior walls
- 1-piece, non-skid rubber floor (*replaceable*)
- 1-piece ceiling with built in air supply & air return
- Roof mounted low profile A/C
- 36" W entry door (exceeds ADA requirements)
- Interior turning radius and exterior landing turning radius exceeds ADA requirements
- Hand rails and grab bars are 1 1/4" stainless steel (*ADA compliant*)

## ADA Floorplans



ADA: 1 ADA Restroom Module



ADA+2: 1 ADA Restroom & 2 Restroom Modules

# Comfort Elite II



The **Comfort Elite II**, one of our most popular models, features two fully self-contained restrooms outfitted much like your guests might find in their own home. Each station offers complete privacy; no stalls or side-by-side urinals. The durable and attractive pristine white interiors project an ambience of ultra cleanliness.

The 320 gallon holding tank is fabricated from 3/8" polyethylene that resists acids, solvents, and cleaners. With an average capacity of 900+ flushes, it's perfect for small to mid-sized events.

Set-up is fast and easy. After unhitching from your tow vehicle, you can be up and ready for service in about 10 minutes. Our exclusive fold-down aluminum steps provide a spacious 38" deep landing for your guests convenience and safety.

## Standard Features – Restroom Module

- Lockable base cabinet
- Preformed countertop & sink (*replaceable*)
- Self-closing sink faucet
- Soap dispenser
- Shatter proof mirror
- Ceramic china pedal flush toilet
- Auto flush ceramic china urinal (*Men's Restroom Module Only*)
- Toilet paper holder
- Sanitary supply receptacle (*Women's Restroom Module Only*)
- Paper towel dispenser
- Waste basket
- Smooth, mar resistant laminated interior walls
- 1-piece, non-skid rubber floor (*replaceable*)
- 1-piece ceiling with built in air supply & air return (*replaceable*)



**Low maintenance interiors with many replaceable components**



# Standard Features – Shower Deluxe Module\*



Efficient design with all the comforts of home – shower, toilet and sink

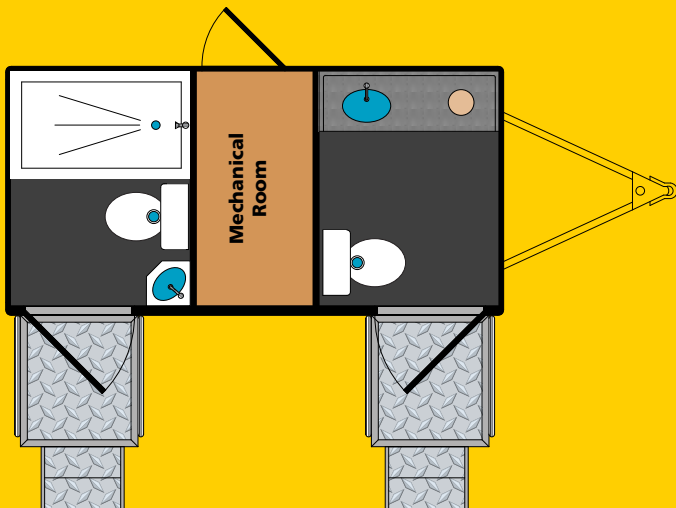


- 52"W x 31"D shower pan (*replaceable*)
- Self-closing shower faucet
- Shower curtain
- Shampoo/Soap dispenser
- Preformed corner sink with integrated double toilet paper holder (*replaceable*)
- Self-closing sink faucet
- Soap dispenser
- Shatter proof mirror
- Ceramic china pedal flush toilet
- Paper towel dispenser
- Waste basket
- Smooth, mar resistant laminated interior walls
- 1-piece, non-skid rubber floor (*replaceable*)
- 1-piece ceiling with built in air supply & air return (*replaceable*)

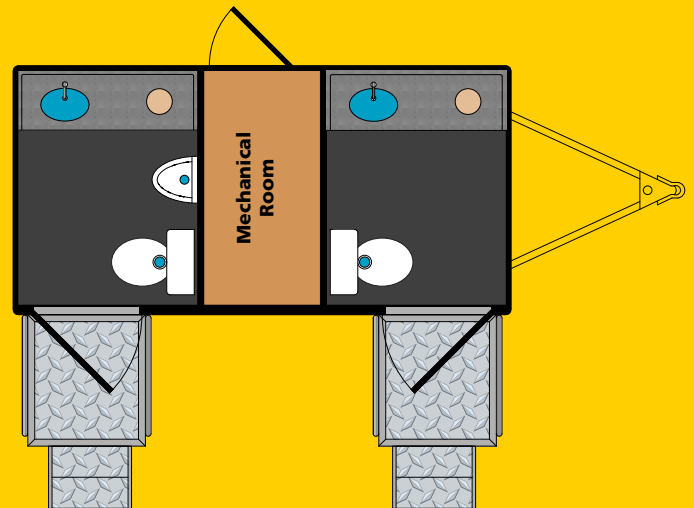
\*Basic Shower and Shower plus Toilet modules also available.

## Think Modules

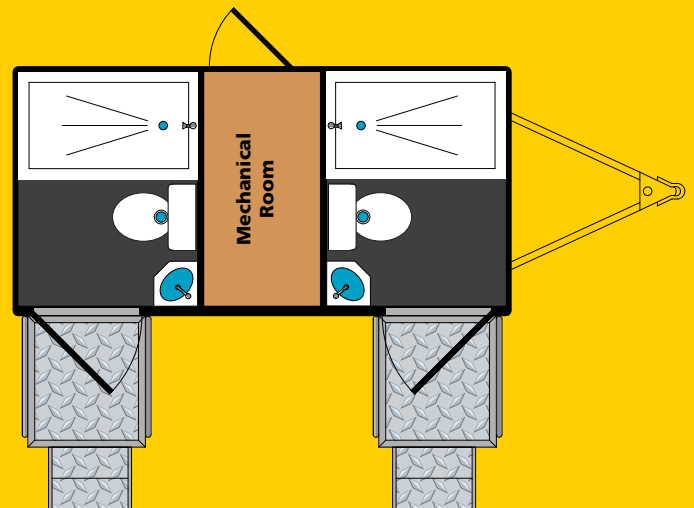
The “module” concept developed by Wells Cargo makes designing a Comfort Elite trailer a very simple process. Each module (restroom, shower, etc.) shares a common footprint and utilizes matching components for improved manufacturing efficiencies. This Mix-and-Match approach offers you a wide variety of floorplan combinations while at the same time reducing your long term maintenance/repair costs. Just select the trailer model (2-place or 3-place) and plug in the appropriate modules to satisfy your specific application requirements.



2 Stations: 1 Unisex Restroom & 1 Shower Deluxe Module



2 Stations: 1 Men's Restroom & 1 Women's Restroom



2 Stations: 2 Shower Deluxe Modules

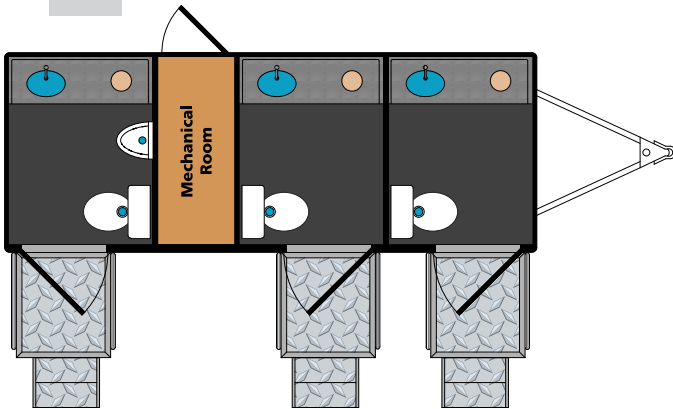
# Comfort Elite III



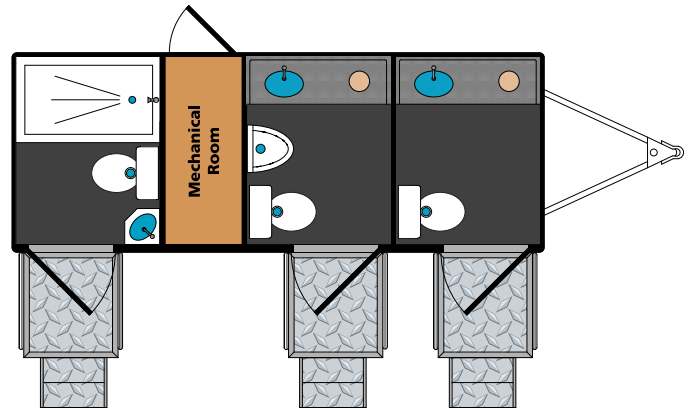
The **Comfort Elite III** targets larger gatherings with its three restrooms and extra large 430 gallon holding tank (1300+ flushes). Perfect for weddings, golf outings, corporate functions, and other upscale special events; even the most discriminating guest will find the accommodations “up-to-par”.

The **Comfort Elite III** is engineered to be easy to transport, easy to set up, easy to use, and best of all . . . easy to maintain. Our unique modular approach to restroom design makes the Comfort Elite series the most owner-friendly restroom trailer on the market. Almost every component is easily accessible and replaceable including: the surface mounted plumbing, sink/countertop, fixtures, flooring, and even the 1-piece ceiling. Just call the Wells Cargo COG. Our quick turnaround means you’re never out of service for long!

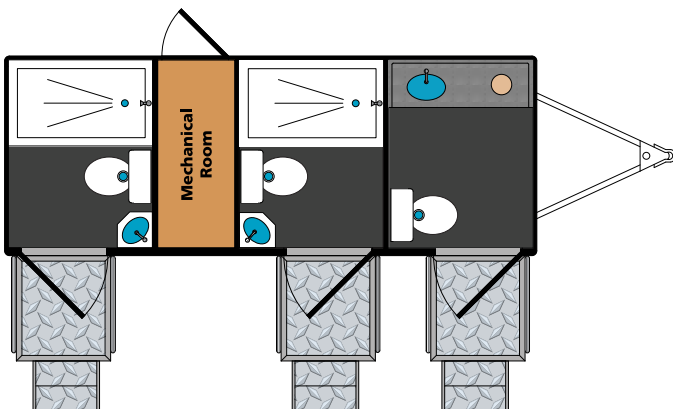
## Floorplans



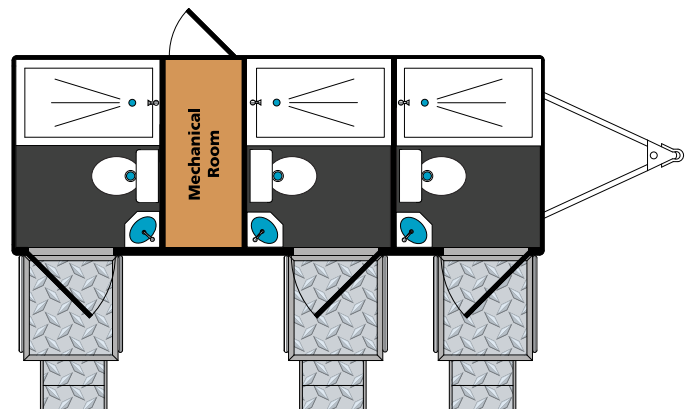
3 Stations: 1 Men's Restroom & 2 Women's Restroom



3 Stations: 1 Men's Restroom, 1 Women's Restroom & 1 Shower



3 Stations: 2 Shower Deluxe Modules & 1 Unisex Restroom



3 Stations: 3 Shower Deluxe Modules



# Comfort Elite II & III Exterior Features



All mechanical hook-ups conveniently located

- Fold-Down ATP steps with aluminum railings
- LED porch light & occupancy indicator light
- 3" quick connect waste tank access valve
- 1" wash out plug
- Fresh water hook-up
- 20 AMP receptacle
- Lockable breaker panel
- Roof mounted A/C



Fold down steps make set-up a snap



Bright & low maintenance LED lighting

## Trends and Markets

The sanitation industry is evolving in the face of ever increasing environmental concerns. Special event and rental companies are making long-term investments in the industry by purchasing high end sanitation units, more specifically, trailers. The public is demanding upscale facilities at functions and events. If the local sanitation companies do not keep up with these trends, they risk losing market share. Those who sit passively by the side lines will find themselves pumping the units they could have made money with.



Cleanliness is also of major concern. Special event coordinators and rental companies often have clientele with high expectations and will turn to upscale restroom trailers for that reason alone.



The private sector, golf courses, marinas, parks, and an endless array of other applications are also stepping up to the plate and buying their own units. The industry is now just starting to evolve and you can get in at the ground level – “Are you in the Game?”



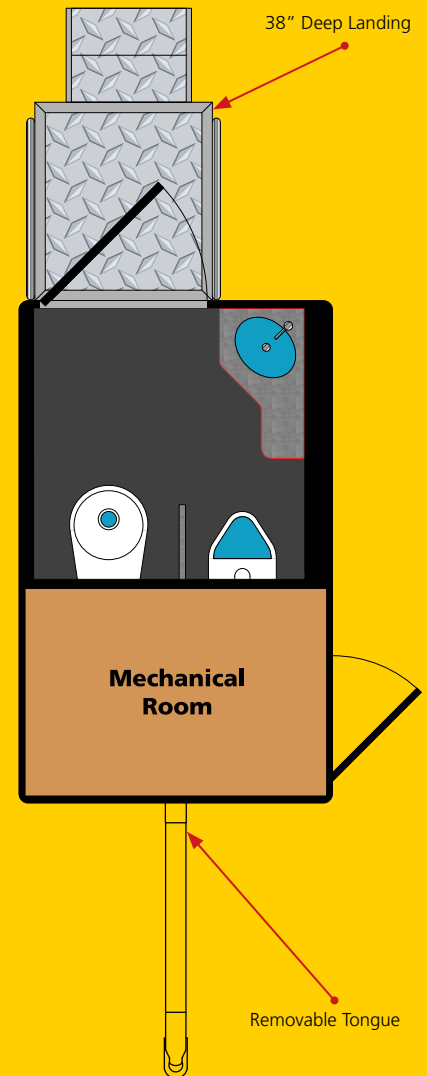
### Real Life Success Stories:

- A backyard wedding in Dallas yielded **\$1800** for a Comfort Elite II over one weekend.
- A church remodeling in Miami paid **\$3000 a month**, per trailer, for two Comfort Elite III trailers. (Lease: 6 months)
- An auto dealer in Detroit paid **\$3500 a month** for two Comfort Elite III trailers hooked directly to the sewer line. (Lease: 1 year)
- A vendor in Little Rock set up their Comfort Elite III at a major concert and charged \$5 per use netting **\$2200** for one night's work.

# NEW: Comfort Elite I



**Independently powered & totally self-contained. 18 hours of continuous operation.**



**1 Station: 1 Unisex Restroom**

## Standard Features – 1-Place Unit *(totally self-contained)*

- Ceramic china pedal flush toilet
- Ceramic china auto flush urinal
- Laminated counter & backsplash
- 10" x 13" stainless steel sink
- Self-closing sink faucet
- Soap dispenser
- Paper towel dispenser
- Shatter proof mirror
- Waste basket
- 8W fluorescent interior fluorescent light (*automatic*)
- Smooth, mar-resistant laminated interior walls
- 1-piece, non-skid rubber floor (*replaceable*)
- 3 speed reversible exhaust fan
- 175 gallon waste water tank
- 100 gallon fresh water tank
- On-board battery system with 40 AMP converter/charger providing 18 hours of continuous operation



Specifications & standard features subject to change without notice.



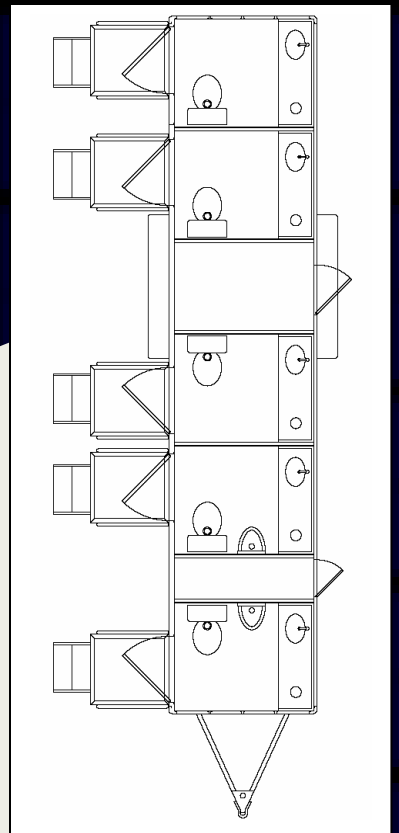
©Wells Cargo, Inc. 2006 Form COGPDF1006





## Comfort Elite V

- I L.E.D. porch lights and occupied/vacant indicators
- 15 Amp, 120-volt motor base power supply
- 2 -7000 BTU Duo-Therm Penguin roof mount A/C with 5600 BTU heat strip
- Insulated sidewalls and ceiling
- 2 - 3/8" Polyethylene holding tanks with 780 gal. total capacity, 3" ball valve, and 1 "wash out (min. 2,200 uses)
- 3/4" Fresh water Inlet
- 38" Deep aluminum folding platform w/ steps and handrails which lock in place
- 7' inside height
- L 28' x W 6' x H 10'4"
- Simulated granite laminate countertops and backsplash
- One-piece rubberized floor
- 1/4" White smooth laminated interior walls
- Lockable cabinet with laminated countertop
- 26" x 36" shatter proof mirror
- "No drip" pump soap dispenser
- Trash receptacle (inside cabinet)
- Paper towel dispenser and triple toilet tissue dispenser
- "hands-free" porcelain pedal flush toilet



**Effective Solutions**  
**Uncompromising Quality**  
**Wells Cargo COG**  
**888.574.4222**  
**www.wellscargocog.com**

